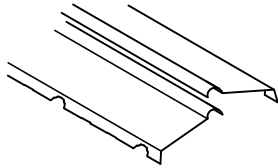


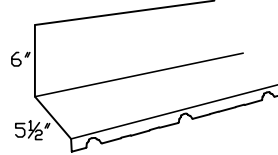
Metal Roofing Accessories

FITTED RIDGE CAP



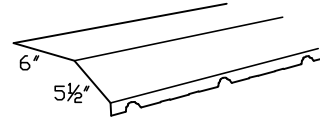
2 pieces, covers 2 panels, 5½" each side for Security, Pocket and Ameri-Cana.

FITTED WALL FLASHING



Covers 2 panels, for Security, Pocket and Ameri-Cana.

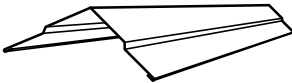
FITTED HIP CAP



Covers 2 panels, for Security, Pocket and Ameri-Cana.

LIBERTY CAP

10' lengths, 15" girth

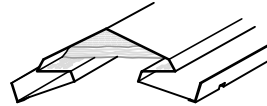


RIDGE ROLL

10' lengths, 12" girth

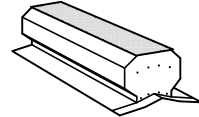


RIDGE VENT



- 10' lengths with mesh filter.
- provides 86 sq. inches of opening per piece.
- End Caps available.

LOW PROFILE VENTILATOR



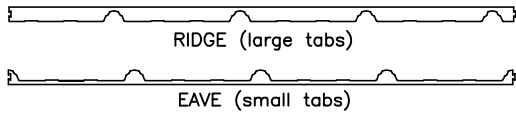
- 4' lengths,
- provides 1.95 sq. feet of opening per piece,
- available in galvanized, galvalume and White, (special order for other pre-painted finishes)

VENTED CLOSURE STRIP "Ameri-Cana"



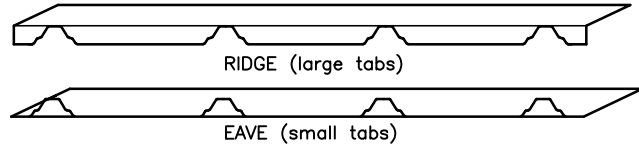
3' lengths

FOAM CLOSURE STRIPS



for Security, Pocket, Laurentian, Ameri-Cana, Canadiana, Fundy, Monteciano*, HF Series*, 7/8" Corrugated and other industrial profiles.
*(Only the large tabs foam closures available for this profile)

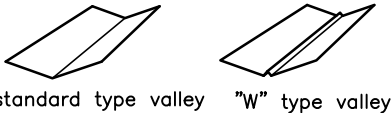
METAL CLOSURES



for Monteciano*, Commercial, Universal, Industrial-Metro, Vee-Rib, Utility and HF Series**.
* (Only the small tabs metal closures available for the Monteciano)
**(Metal Plugs used along the eaves for the HF Series.)

VALLEYS

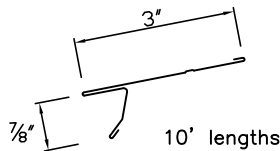
- 10' lengths,
- available girths: 18", 24" and 36".



standard type valley "W" type valley

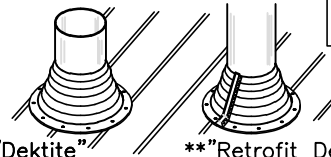
snow guards

STARTER FOR SHINGLES



"DEKTITE"

Round pipe rubber flashing



**"Dektite" **"Retrofit Dektite"


Note: Maximum recommended roof pitch for the Dektite is 10/12.

- *Size #3 fits 1/4" to 5" dia.
- *Size #4 fits 3" to 6 1/4" dia.
- *Size #8 fits 7" to 13" dia.
- *Size #9 fits 10" to 19" dia.
- *High Temp. Silicone #8 fits 7" to 13" dia.
- **Retrofit #802 fits 2" to 7 1/4" dia.

"IDEAL SNOW STOP"



"IDEAL GUARD"



- In stock: 2 hole brackets (special order for some colours)
- Also available, on special order, 1 and 3 hole brackets.
- #14 x 2" screws metal-wood, with washers, are included.

FIBERGLASS PANELS

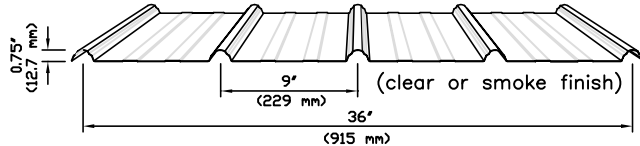
8', 10' and 12' lengths




for Security, Pocket, Ameri-Cana, Vee-Rib, Industrial-Metro and Utility profiles.

POLYCARBONATE PANELS

8', 12' and 16' lengths




BUTYL TAPE (30' roll)




SEALANT TAPE
Foam
(50' roll)

EXPANDIBLE VALLEY SEALANT TAPE



(Supplied: 1/4" x 3/4" x 20')
(Expanded: 1" x 3/4" x 20')

50' ROLLS OF FLAT STOCK



(various roll widths, gauges and finishes available)

TOUCH UP PAINT



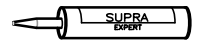
1 Gallon (special order)



Bottle 1/2 oz with brush

CAULKING SUPRA EXPERT

(check for available colours)



BUTYL
Synthetic rubber
(Black)



Recommendations for Application of Metal Roofing and Siding

IMPORTANT NOTICE:

- Due to the coating process, plain galvanized and galvalume steel panels may vary in their brightness and size of zinc spangle.
- When ordering galvanized pre-painted panels, it is always preferable to order all items of the same colour at the same time to avoid slight colour differences between batches.

STORAGE:

Moisture, condensation, wind driven rain can cause water stains, on stacked galvanized and pre-painted steel roofing and siding during storage.

- At reception of metal cladding, polyethylene wrapping must be taken off to avoid any condensation.
- Storage time should be minimized by installing cladding panels as soon as possible after delivery.
- If cladding must be stored for an extended period, the ideal storage place is under a roof in a cool, dry, well ventilated area.
- When outdoor storage is unavoidable, the following is recommended :
 - a) Use good quality covers other than plastic, loosely shrouded over stacks and firmly anchored to prevent wind blow-off.
 - b) Tilt bundles for drainage.
 - c) Block bundles off the ground for effective ventilation and drainage.
 - d) Store away from chemically aggressive substances (e.g. salt, cement, fertilizer) and away from materials that could contaminate the surface (e.g. diesel, oil, paint, grease).

CUTTING:

- Snips, nibblers are ideal for cutting metal roofing and siding.
- A high speed disc cutter (hand power saw) is not recommended, but if the tool must be used on material that will be exposed cut only one sheet at a time, exposed side down, away from other sheets and do not force the cutting disc. Roofing and siding sheets should be wiped off to eliminate metal residue from the surface of the sheets.

STRAPPING:

Refer to product load tables for support spacing or consult our offices.

METAL ROOFING FOR RESIDENTIAL USE:

- Steel roofing should be installed over a solid backing (e.g., plywood, OSB). Remove existing asphalt shingles and inspect the solid sheathing before installing the steel roof. Use underlayment, such as "Ice & Water Shield" on the first three feet from the eaves and roofing paper, such as "Typar" or "Tyvek" or others on the remainder of the roof.
- For re-roofing over existing shingles, install strapping (purlins) (1"x4") over the shingles (consult our offices for the spacing for the strapping). **Note that some steel roofing products cannot be installed on strapping (purlins).**
- In the case where wood strapping is fastened directly to the rafters (with no solid sheathing), an air-barrier such as "Typar", "Tyvek" or others should be installed underneath the steel roofing for added protection in case of condensation.



Head Office
1418 Michael St.
Ottawa, Ont., Canada K1B 3R2
Tel: (613) 746-3206
Fax: (613) 746-0445
Wats Line: 1-800-267-0860
Email: info@idealroofing.ca

Québec Regional Sales Office
5240, boul. Wilfrid-Hamel
Québec, Qc., Canada G2E 2G9
Tél: (418) 874-0010
Fax: (418) 874-0011
Wats Line: 1-888-313-0010

Toronto Manufacturing Facility
223 Corporation Drive
Brampton, Ont., Canada L6S 6G5
Wats Line: 1-877-792-4354

Moncton Manufacturing Facility
650 Frenette Avenue
Moncton, NB., Canada E1H 2S7
Wats Line: 1-833-753-0051