

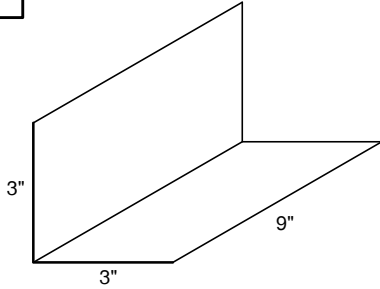
# Flashings and Trims

Ideal Roofing flashings and trims come in 10 ft. lengths and are available in plain galvanized, galvalume and in galvanized pre-painted steel in over 30 attractive colours. Standard gauge thickness used is 30 ga. (.015") but our flashings and trims shown in this brochure are standard but can be modified to customer specifications.

## ROOFING FLASHINGS

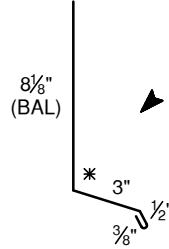
**NOTE:**  
USE THE #205 WALL FLASHING AND THE #210 COTTAGE ROOF CAP FOR THE "SECURITY" RIB, "POCKET" RIB, "AMERI-CANA" PANEL AND "FUNDY" PANEL.

#201



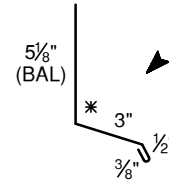
STEP FLASHING (6" X 9")  
(50 PCS PER BUNDLE) (MIXED COLOURS)

#203



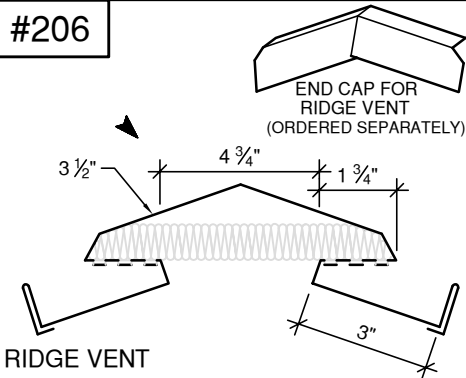
LARGE WALL OR  
CHIMNEY FLASHING TYPE S  
(12" GIRTH) \* SPECIFY PITCH

#205



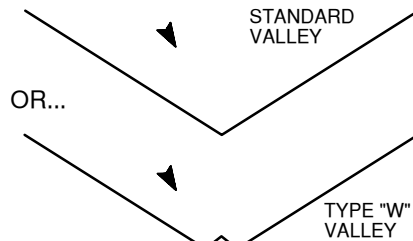
WALL FLASHING TYPE S  
(9" GIRTH) \* SPECIFY PITCH

#206



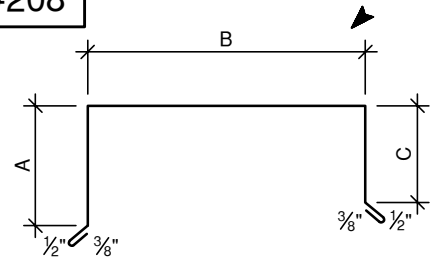
RIDGE VENT

#207



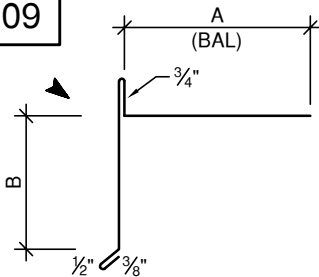
VALLEY 18", 24" AND 36"

#208



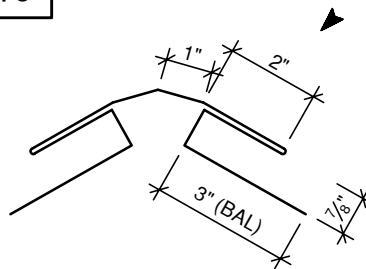
CAP FLASHING  
(A+B+C+1 1/4" = GIRTH)

#209



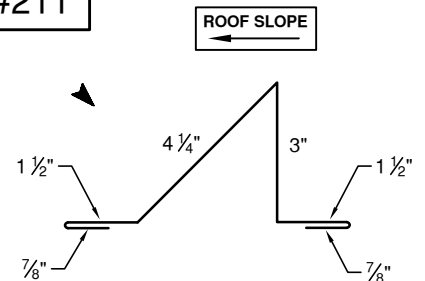
GRAVEL STOP  
(A+B+2 3/8" = GIRTH)

#210



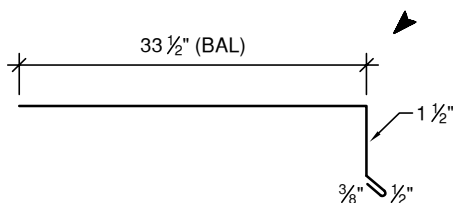
COTTAGE ROOF CAP  
(18" GIRTH)

#211



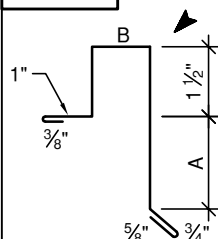
SNOW GUARD  
(12" GIRTH) MINIMUM 26g (.021") RECOMMENDED

#212



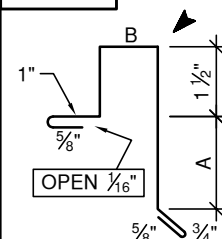
ICE APRON  
(for shingles)  
(36" GIRTH)

#213 TYPE 1



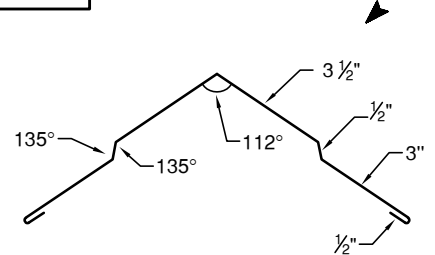
GABLE END CAP FOR  
"HERITAGE" PROFILE  
(A+B+5 3/4" = GIRTH)

#213 TYPE 2



GABLE END CAP FOR  
"HERITAGE" PROFILE  
(A+B+6" = GIRTH)

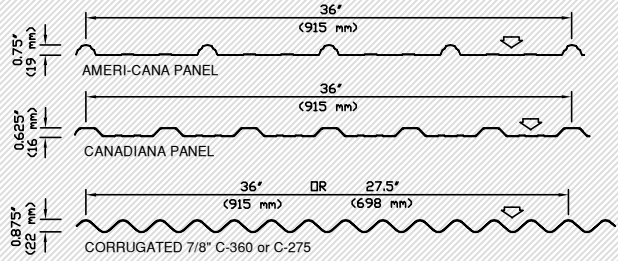
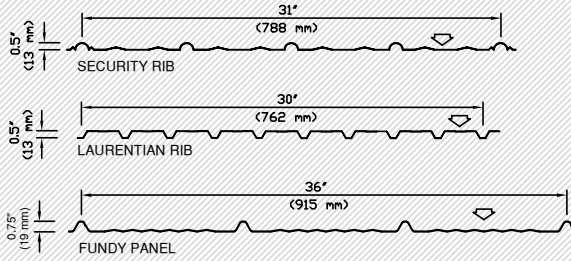
#214



LIBERTY RIDGE CAP  
(15" GIRTH)

# FLASHINGS AND MOULDINGS FOR SIDING

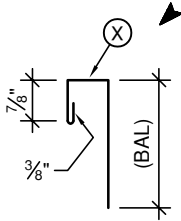
**NOTE:** THE "300 SERIES" FLASHINGS & MOULDINGS MAY BE USED WITH THE FOLLOWING PROFILES.



**#301**

X=Profile opening

- PROFILES:**
- (a) Laurentian 5/8" (X)
  - (b) Corrugated 1" (X)
  - (c) Security 5/8" (X)
  - (d) Ameri-Cana, Canadiana and Fundy 7/8" (X)

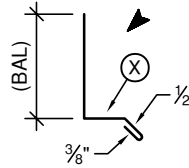


"J" TRIM  
(5" GIRTH)

**#302**

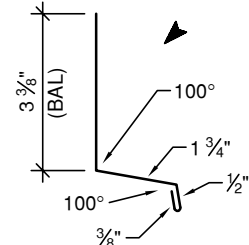
X=Profile opening

- PROFILES:**
- (a) Laurentian 5/8" (X)
  - (b) Corrugated 1" (X)
  - (c) Security 5/8" (X)
  - (d) Ameri-Cana, Canadiana and Fundy 7/8" (X)



BASE FLASHING  
(4" GIRTH)

**#303**

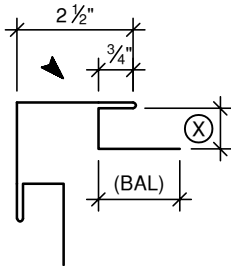


WINDOW & DOOR FLASHING  
(6" GIRTH)

**#304**

X=Profile opening

- PROFILES:**
- (a) Laurentian 5/8" (X)
  - (b) Corrugated 1" (X)
  - (c) Security 5/8" (X)
  - (d) Ameri-Cana, Canadiana and Fundy 7/8" (X)

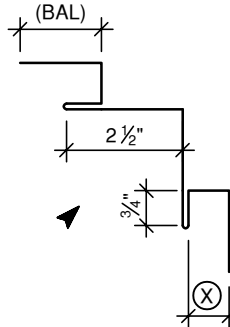


OUTSIDE CORNER  
(12" GIRTH)

**#305**

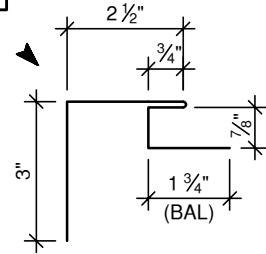
X=Profile opening

- PROFILES:**
- (a) Laurentian 5/8" (X)
  - (b) Corrugated 1" (X)
  - (c) Security 5/8" (X)
  - (d) Ameri-Cana, Canadiana and Fundy 7/8" (X)



INSIDE CORNER  
(12" GIRTH)

**#306**

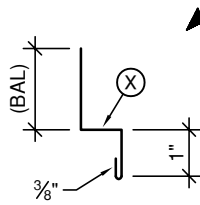


HALF CORNER  
(9" GIRTH)

**#307**

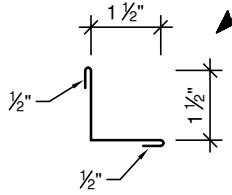
X=Profile opening

- PROFILES:**
- (a) Laurentian 5/8" (X)
  - (b) Corrugated 1" (X)
  - (c) Security 5/8" (X)
  - (d) Ameri-Cana, Canadiana and Fundy 7/8" (X)



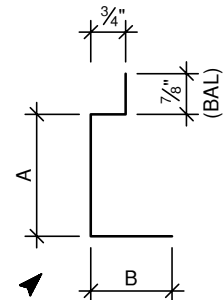
GABLE DIVIDER  
(4" GIRTH)

**#308**



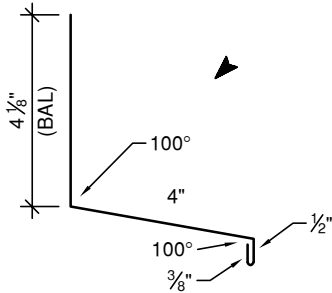
"L" TRIM  
(4" GIRTH)

**#309**



WINDOW CASING FLASHING  
(A+B+1 1/2" GIRTH)

**#310**

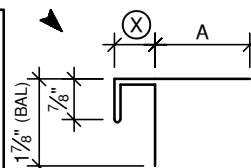


BRICK FLASHING  
(9" GIRTH)

**#311**

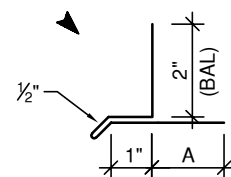
X=Profile opening

- PROFILES:**
- (a) Laurentian 5/8" (X)
  - (b) Corrugated 1" (X)
  - (c) Security 5/8" (X)
  - (d) Ameri-Cana, Canadiana and Fundy 7/8" (X)



WINDOW & DOOR JAMB  
(2X + A + 3 5/8" = GIRTH)

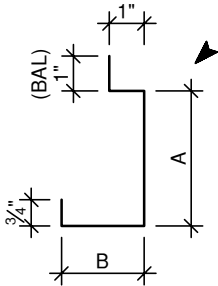
**#312**



WINDOW & DOOR FLASHING  
(5"+A = GIRTH)

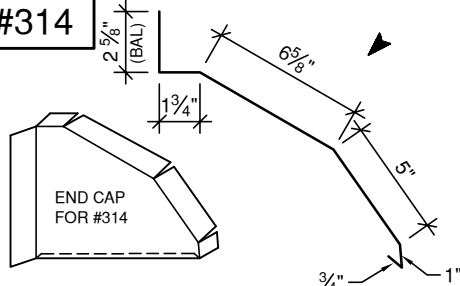
# FLASHINGS AND MOULDINGS FOR SIDING (continue)

#313



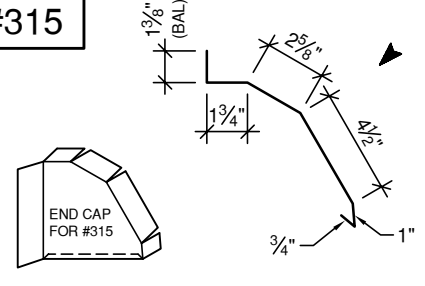
SLIDING DOOR EDGE TRIM  
(A+B+2 3/4" GIRTH)

#314



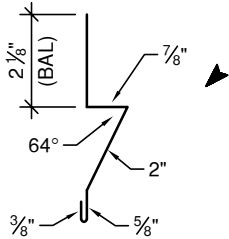
COVER FOR DOUBLE ROUND DOOR TRACK  
(18" GIRTH)

#315



COVER FOR SINGLE ROUND DOOR TRACK  
(12" GIRTH)

#316



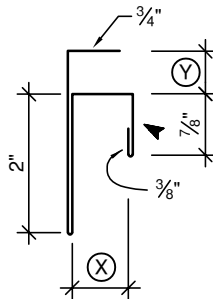
ANGLED BASE FLASHING  
(6" GIRTH)

#317

X=Profile opening  
Y=Profile opening

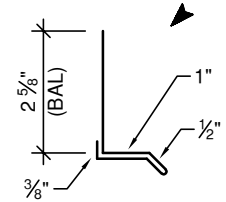
PROFILES: (X)(Y)

- (a) Laurentian 5/8"
- (b) Corrugated 1"
- (c) Security 5/8"
- (d) Ameri-Can, Canadiana and Fundy 7/8"



"F-J" TRIM  
(X+Y+6"=GIRTH)

#318

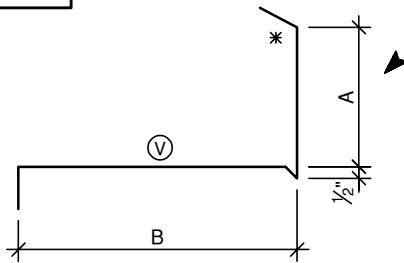


WINDOW & DOOR FLASHING  
(6" GIRTH)

# FLASHINGS FOR EAVES & GABLE ENDS

#401

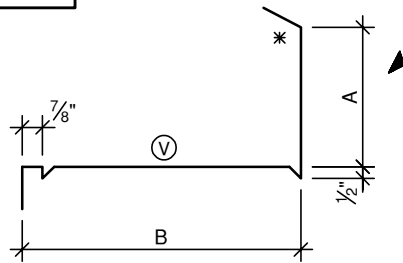
(V) VENTED AT EXTRA COST



FASCIA AND SOFFIT: TYPE 1  
(A+B+5" = GIRTH) \* SPECIFY PITCH

#402

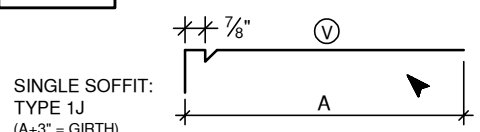
(V) VENTED AT EXTRA COST



FASCIA AND SOFFIT: TYPE 1J  
(A+B+5" = GIRTH) \* SPECIFY PITCH

#404

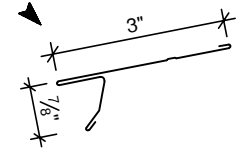
(V) VENTED AT EXTRA COST



SINGLE SOFFIT: TYPE 1J  
(A+3" = GIRTH)

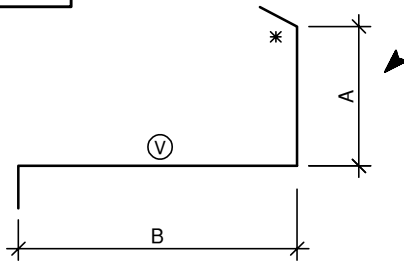
#408

STARTER FOR SHINGLES  
(5" GIRTH)



#405

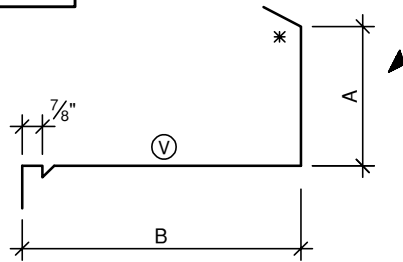
(V) VENTED AT EXTRA COST



FASCIA AND SOFFIT: TYPE 2  
(A+B+4" = GIRTH) \* SPECIFY PITCH

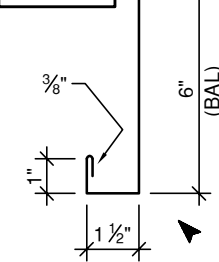
#406

(V) VENTED AT EXTRA COST



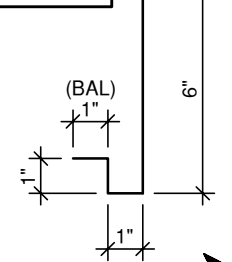
FASCIA AND SOFFIT: TYPE 2J  
(A+B+5" = GIRTH) \* SPECIFY PITCH

#409



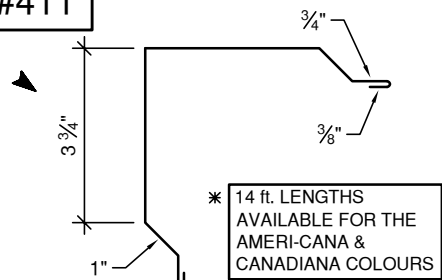
FASCIA: TYPE 1  
(9" GIRTH)

#410



FASCIA: TYPE 2  
(9" GIRTH)

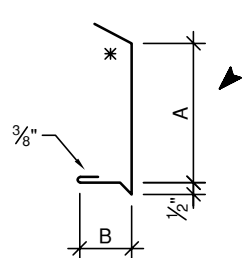
#411



RAKE EDGE TRIM  
(12" GIRTH) (10 or 14 ft. LENGTHS) \*

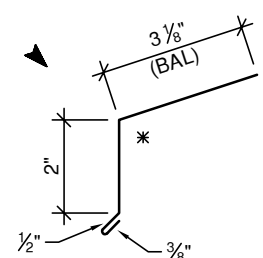
\* 14 ft. LENGTHS AVAILABLE FOR THE AMERI-CANA & CANADIANA COLOURS

#412



SPECIAL FASCIA  
(A+B+3" = GIRTH) (B=MIN. 1 1/2") \* SPECIFY PITCH

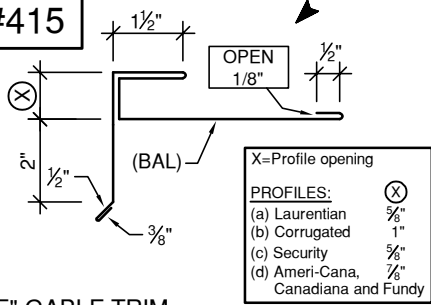
#414



STEEL ROOFING DRIP EDGE  
(6" GIRTH) \* SPECIFY PITCH

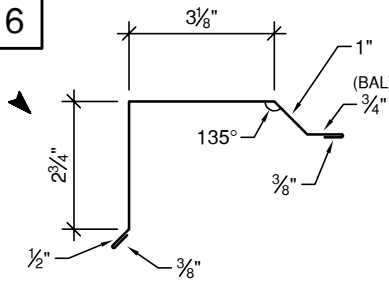
# FLASHINGS FOR EAVES & GABLE ENDS (continue)

#415



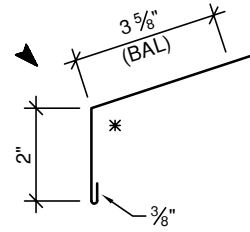
"F" GABLE TRIM  
(12" GIRTH) (AVAILABLE IN 30G, 28G or 26G)

#416



GABLE END CAP  
(9" GIRTH)

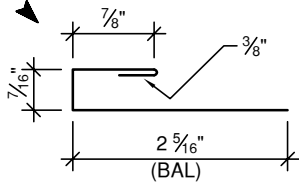
#417



GUTTER APRON  
(6" GIRTH) \* SPECIFY PITCH

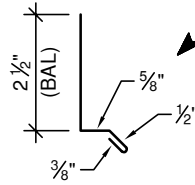
## "COLONIAL SIDING"

#501



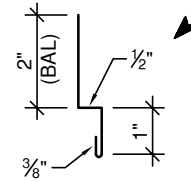
COLONIAL "J" TRIM  
(4" GIRTH)

#502



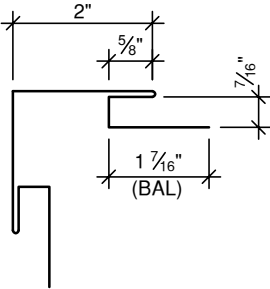
COLONIAL BASE FLASHING  
(4" GIRTH)

#503



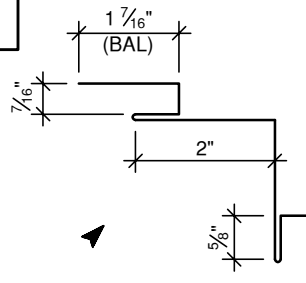
COLONIAL GABLE DIVIDER  
(4" GIRTH)

#504



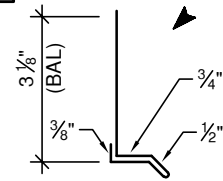
COLONIAL OUTSIDE CORNER  
(9" GIRTH)

#505



COLONIAL INSIDE CORNER  
(9" GIRTH)

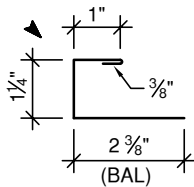
#518



COLONIAL WINDOW & DOOR FLASHING  
(6" GIRTH)

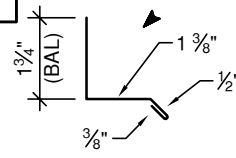
## "COMMERCIAL RIB"

#601



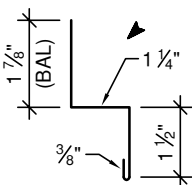
COMMERCIAL "J" TRIM  
(5" GIRTH)

#602



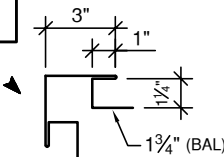
COMMERCIAL BASE FLASHING  
(4" GIRTH)

#603



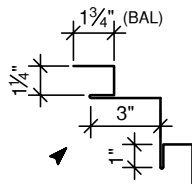
COMMERCIAL GABLE DIVIDER  
(5" GIRTH)

#604



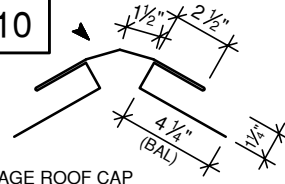
COMMERCIAL OUTSIDE CORNER  
(14" GIRTH)

#605



COMMERCIAL INSIDE CORNER  
(14" GIRTH)

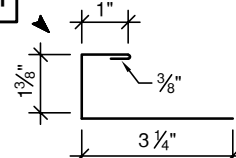
#610



COTTAGE ROOF CAP FOR COMMERCIAL RIB PROFILE  
(24" GIRTH)

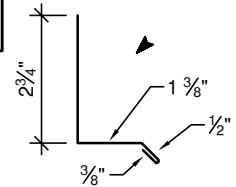
## "R-PANEL"

#R601



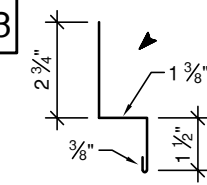
"J" TRIM  
(6" GIRTH)

#R602



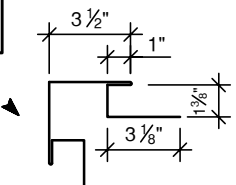
BASE FLASHING  
(5" GIRTH)

#R603



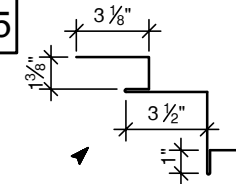
GABLE DIVIDER  
(6" GIRTH)

#R604



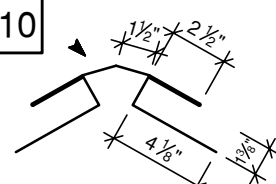
OUTSIDE CORNER  
(18" GIRTH)

#R605



INSIDE CORNER  
(18" GIRTH)

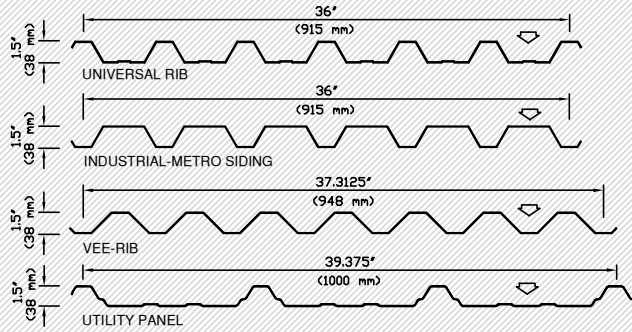
#R610



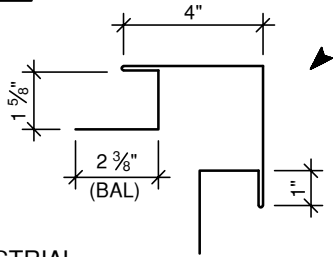
COTTAGE ROOF CAP  
(24" GIRTH)

# INDUSTRIAL PROFILES (100 SERIES)

**NOTE:**  
THE "100 SERIES"  
FLASHINGS & TRIMS MAY  
BE USED WITH THE  
FOLLOWING PROFILES.

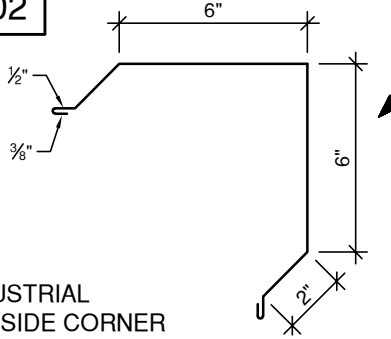


#101



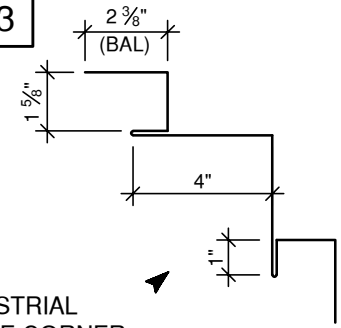
INDUSTRIAL  
OUTSIDE CORNER  
(18" GIRTH)

#102



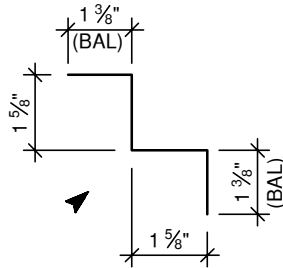
INDUSTRIAL  
OUTSIDE CORNER  
(18" GIRTH)

#103



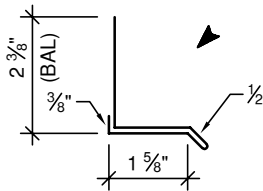
INDUSTRIAL  
INSIDE CORNER  
(18" GIRTH)

#104



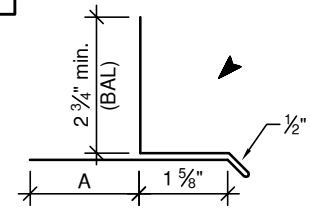
INDUSTRIAL  
INSIDE CORNER  
(6" GIRTH)

#105



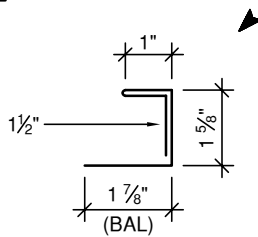
INDUSTRIAL  
WINDOW & DOOR FLASHING  
(7" GIRTH)

#106



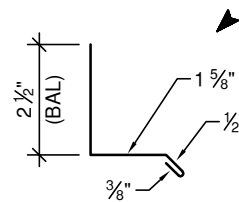
INDUSTRIAL  
WINDOW & DOOR FLASHING  
(A+7"=GIRTH)

#107



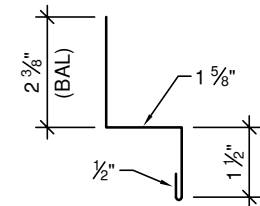
INDUSTRIAL "J" TRIM  
(7" GIRTH)

#108



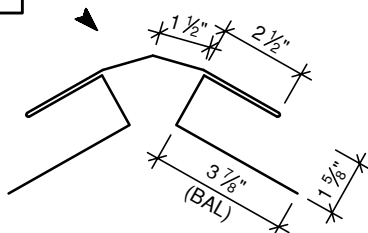
INDUSTRIAL BASE FLASHING  
(5" GIRTH)

#109



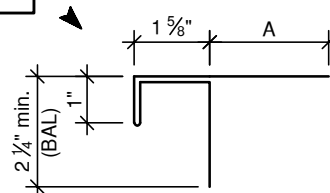
INDUSTRIAL GABLE DIVIDER  
(6" GIRTH)

#110



COTTAGE ROOF CAP  
FOR INDUSTRIAL PROFILE  
(24" GIRTH)

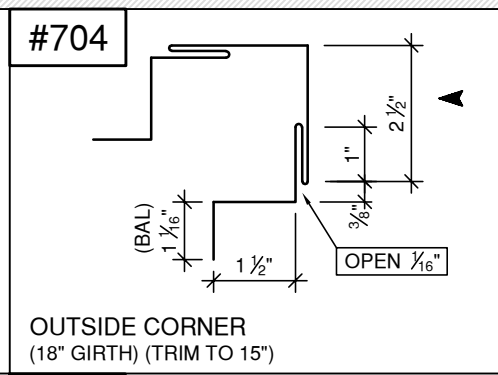
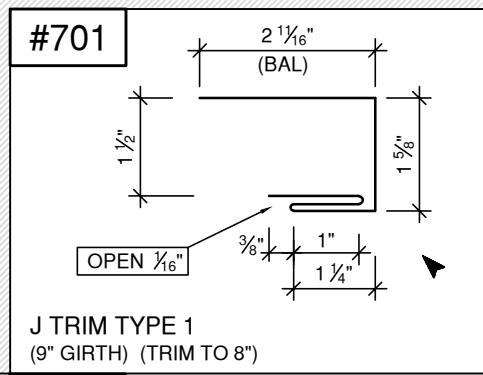
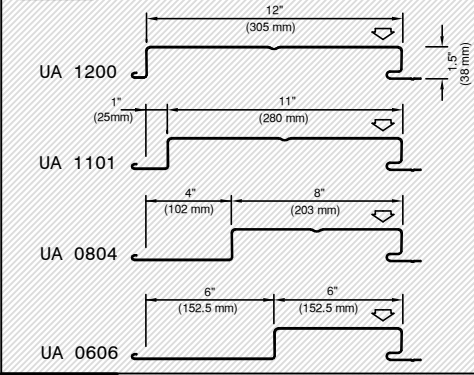
#111



INDUSTRIAL DOOR & WINDOW JAMB  
(A+7 1/2" = GIRTH)

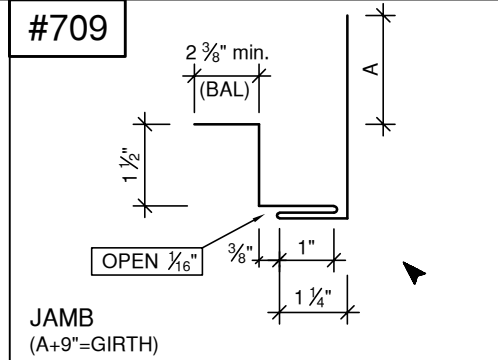
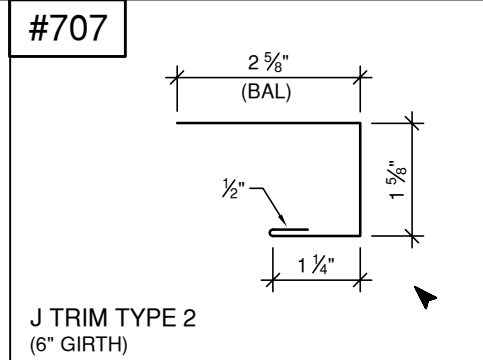
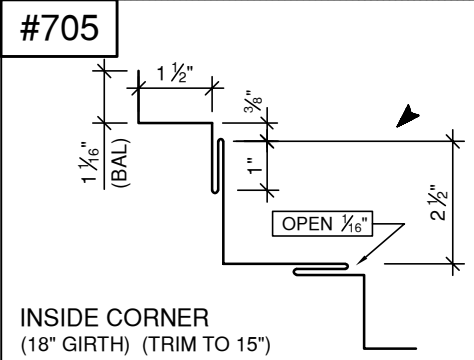
# "URBAN ACCENT" SERIES

**NOTE: MOST OF THE "100 SERIES" INDUSTRIAL FLASHINGS & TRIMS MAY BE USED WITH THE URBAN ACCENT SERIES.**



**J TRIM TYPE 1**  
(9" GIRTH) (TRIM TO 8")

**OUTSIDE CORNER**  
(18" GIRTH) (TRIM TO 15")

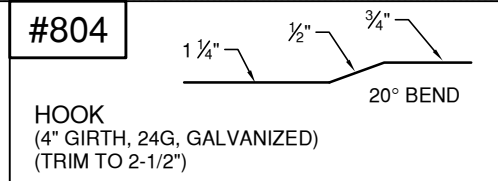
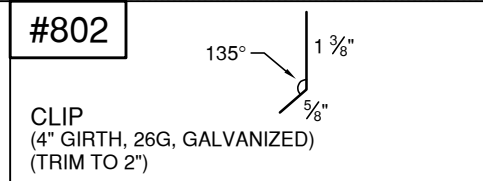


**INSIDE CORNER**  
(18" GIRTH) (TRIM TO 15")

**J TRIM TYPE 2**  
(6" GIRTH)

**JAMB**  
(A+9"=GIRTH)

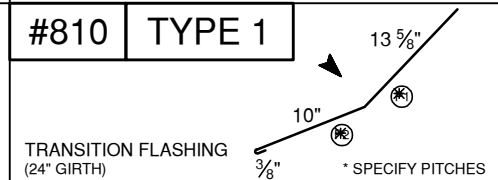
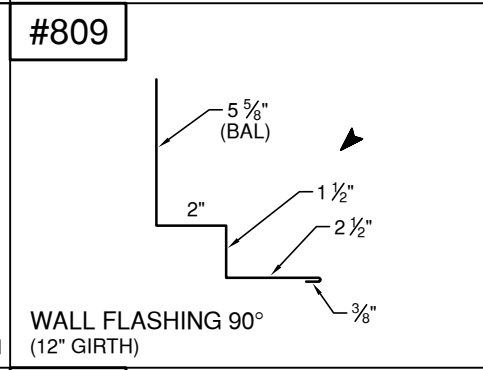
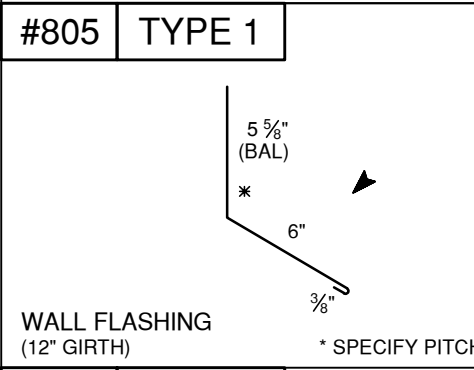
# "HERITAGE SERIES" & "JUNIOR HF"



**"DANDY" STARTER**  
(4" GIRTH, 24G, GALVANIZED)

**CLIP**  
(4" GIRTH, 26G, GALVANIZED)  
(TRIM TO 2")

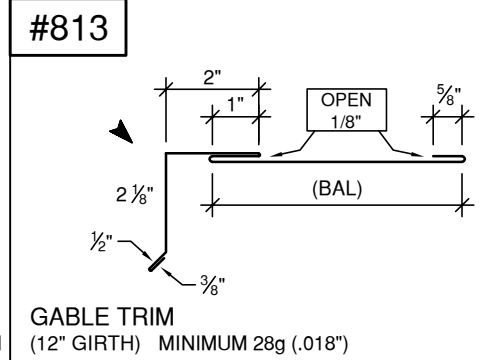
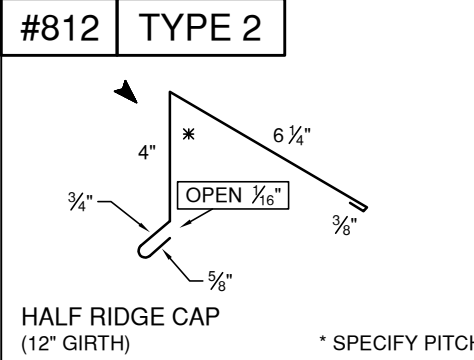
**HOOK**  
(4" GIRTH, 24G, GALVANIZED)  
(TRIM TO 2-1/2")



**WALL FLASHING**  
(12" GIRTH) \* SPECIFY PITCH

**WALL FLASHING 90°**  
(12" GIRTH)

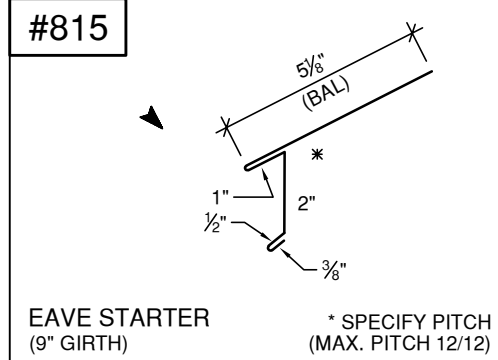
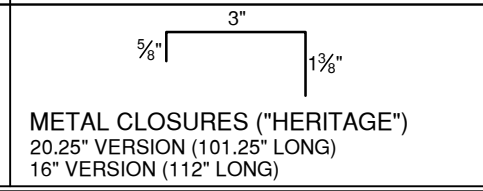
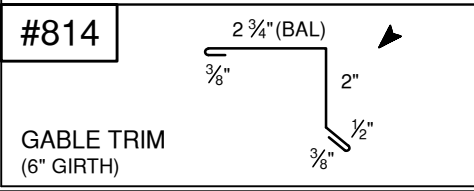
**TRANSITION FLASHING**  
(24" GIRTH) \* SPECIFY PITCHES



**HALF RIDGE CAP**  
(12" GIRTH) \* SPECIFY PITCH

**GABLE TRIM**  
(12" GIRTH) MINIMUM 28g (.018")

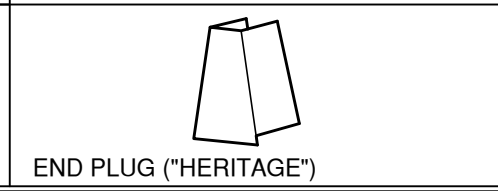
**TRANSITION FLASHING**  
(24" GIRTH) \* SPECIFY PITCHES



**GABLE TRIM**  
(6" GIRTH)

**METAL CLOSURES ("HERITAGE")**  
20.25" VERSION (101.25" LONG)  
16" VERSION (112" LONG)

**EAVE STARTER**  
(9" GIRTH) \* SPECIFY PITCH  
(MAX. PITCH 12/12)



**END PLUG ("HERITAGE")**

"HERITAGE SERIES"	"JUNIOR HF"	"HERITAGE SERIES"	"JUNIOR HF"
<p><b>#803</b></p> <p>10'-0" LENGTHS, WILL BE CUT INTO 6" PIECES BY THE INSTALLER</p> <p>"CAP" (FOR THE OVERLAPS, END TO END) (4" GIRTH) (TRIM TO 3-11/16")</p>	<p><b>#803JR</b></p> <p>10'-0" LENGTHS, WILL BE CUT INTO 6" PIECES BY THE INSTALLER</p> <p>"CAP" (FOR THE OVERLAPS, END TO END) (4" GIRTH) (TRIM TO 2-1/4")</p>	<p><b>#816</b></p> <p>TRANSITION FLASHING (low to high pitch) (18" GIRTH)</p> <p>* SPECIFY PITCHES</p>	<p><b>#816JR</b></p> <p>TRANSITION FLASHING (low to high pitch) (18" GIRTH)</p> <p>* SPECIFY PITCHES</p>
<p><b>#806</b></p> <p>WALL FLASHING WITH "J" OPENING (18" GIRTH)</p> <p>* SPECIFY PITCH (MAX. PITCH 12/12)</p>	<p><b>#806JR</b></p> <p>WALL FLASHING WITH "J" OPENING (18" GIRTH)</p> <p>* SPECIFY PITCH (MAX. PITCH 12/12)</p>	<p><b>#820</b></p> <p>HALF RIDGE CAP (18" GIRTH)</p> <p>* SPECIFY PITCH (MAX. PITCH 12/12)</p>	<p><b>#820JR</b></p> <p>HALF RIDGE CAP (18" GIRTH)</p> <p>* SPECIFY PITCH (MAX. PITCH 12/12)</p>
<p><b>#808</b></p> <p>VALLEY WITH 1/8" OPENINGS - GALVALUME (30" GIRTH) - PRE-PAINTED 10000 SERIES (28" GIRTH)</p>	<p><b>#808JR</b></p> <p>VALLEY WITH 1/8" OPENINGS (30" GIRTH)</p>	<p><b>#110</b></p> <p>COTTAGE ROOF CAP FOR INDUSTRIAL PROFILE (24" GIRTH)</p>	<p><b>#110JR</b></p> <p>COTTAGE ROOF CAP FOR JUNIOR HF (24" GIRTH)</p>
<p><b>#811</b></p> <p>TRANSITION FLASHING (high to low pitch) (A+B+12" = GIRTH)</p> <p>* SPECIFY PITCHES</p>	<p><b>#811JR</b></p> <p>TRANSITION FLASHING (high to low pitch) (A+B+12" = GIRTH)</p> <p>* SPECIFY PITCHES</p>	<p><b>#213 TYPE 1</b></p> <p>GABLE END CAP FOR "HERITAGE" PROFILE (A+B+5 1/4" = GIRTH)</p>	<p><b>#213JR</b></p> <p>GABLE END CAP FOR JUNIOR HF (A+B+4 1/2" = GIRTH)</p>

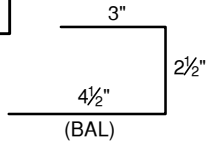
**"WAKEFIELD BRIDGE" STEEL SHINGLES**

<p><b>#905 TYPE 1</b></p> <p>WALL FLASHING (12" GIRTH)</p> <p>* SPECIFY PITCH</p>	<p><b>#905 TYPE 2</b></p> <p>TRANSITION FLASHING (12" GIRTH)</p> <p>* SPECIFY PITCHES</p>	<p><b>#905 TYPE 3</b></p> <p>HIP FLASHING (12" GIRTH)</p> <p>* SPECIFY PITCHES</p>	<p><b>#906</b></p> <p>WALL FLASHING (90°) (12" GIRTH)</p>
<p><b>#908</b></p> <p>VALLEY (24" GIRTH)</p>	<p><b>#910</b></p> <p>COTTAGE ROOF CAP (18" GIRTH)</p>	<p><b>#912</b></p> <p>HALF RIDGE CAP (9" GIRTH)</p> <p>* SPECIFY PITCH</p>	<p><b>#916</b></p> <p>SPECIAL "J" TRIM (5" GIRTH)</p>
<p><b>#408</b></p> <p>STARTER FOR SHINGLES (5" GIRTH)</p>	<p><b>#815</b></p> <p>EAVE STARTER (9" GIRTH)</p> <p>* SPECIFY PITCH (MAX. PITCH 12/12)</p>		

# "MONTECIANO" STEEL TILE

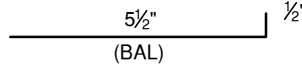


#901



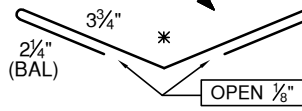
"J" CLOSURE  
(10" GIRTH, 24G, GALVANIZED)

#902



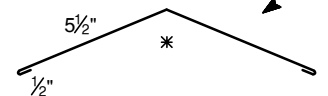
"L" BAR  
(6" GIRTH, 28G, GALVANIZED)

#909




VALLEY CAP  
(12" GIRTH, 29G) \* SPECIFY PITCH

#914

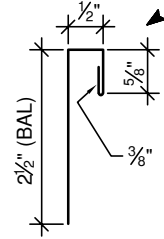


RIDGE CAP BASE  
(12" GIRTH, 29G) \* SPECIFY PITCH

# "GALANTA" SIDING

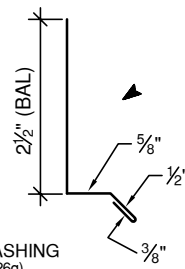


#G01



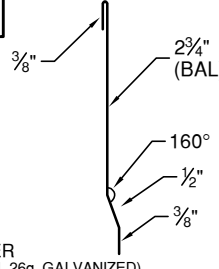
"J" TRIM  
(4" GIRTH, 26g)

#G02



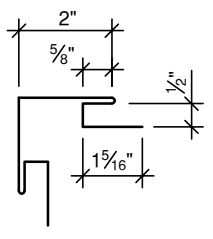
BASE FLASHING  
(4" GIRTH, 26g)

#G03



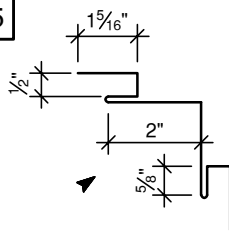
STARTER  
(4" GIRTH, 26g, GALVANIZED)

#G04



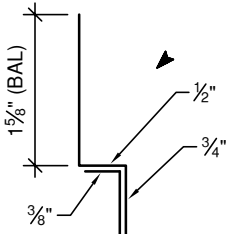
OUTSIDE CORNER  
(8 7/8" GIRTH, 26g)

#G05



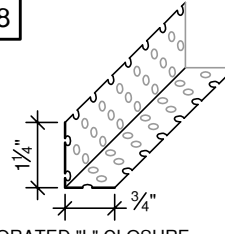
INSIDE CORNER  
(8 7/8" GIRTH, 26g)

#G07



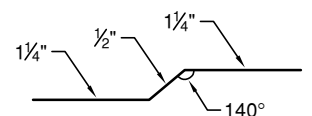
GABLE DIVIDER  
(4" GIRTH, 26g)

#G08



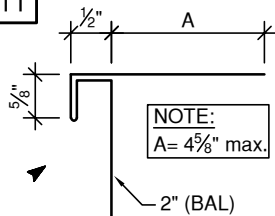
PERFORATED "L" CLOSURE  
(4" GIRTH)  
(TRIM TO 2")

#G09



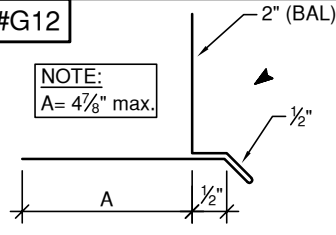
"Z" SUPPORT  
(4" GIRTH, 26g, GALVANIZED)  
(TRIM TO 3")

#G11



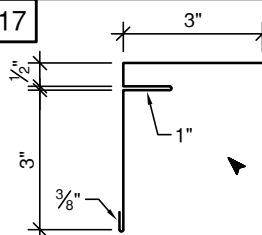
WINDOW & DOOR JAMB  
(4 1/4" + A = GIRTH (8 7/8" max.), 26g)

#G12



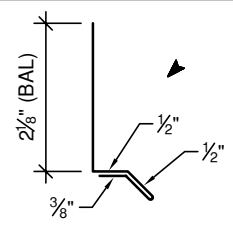
WINDOW & DOOR FLASHING  
(4" + A = GIRTH (8 7/8" max.), 26g)

#G17



SIDING / SOFFIT "F-J" TRIM  
(8 7/8" GIRTH, 26g)

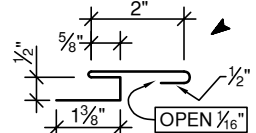
#G18



WINDOW & DOOR FLASHING  
(4" GIRTH, 26g)

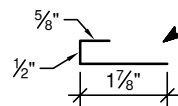
#G19A

VERTICAL DIVIDER  
(Part "A")  
(5" GIRTH, 26g)

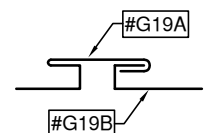


#G19B

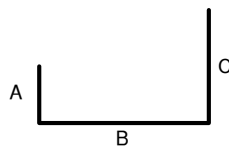
VERTICAL DIVIDER  
(Part "B")  
(4" GIRTH, 26g) (TRIM TO 3")



VERTICAL DIVIDER  
(Parts "A" & "B" assembled)



## HEAVY GAUGE FIXATION

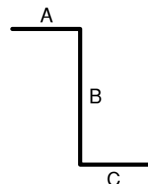


### "U" CHANNEL

AVAILABLE IN 20 GA, 18 GA AND 16 GA.  
GIRTHS AVAILABLE: 4", 5", 6", 7", 8", 9", 12", 18", 24"

(GIRTH = A + B + C)

NOTE: Measurements subject to machine capacities



### "Z" BAR

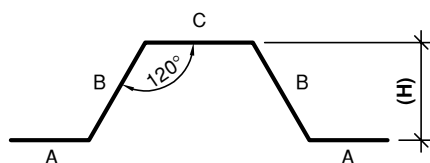
AVAILABLE IN 20 GA, 18 GA AND 16 GA.  
GIRTHS AVAILABLE: 4", 5", 6", 7", 8", 9", 12", 18", 24"

(GIRTH = A + B + C)

A: min. 1"

B: min. 1"

C: min. 1"



### "OMEGA" BAR

AVAILABLE IN 20 GA, 18 GA AND 16 GA.  
GIRTHS AVAILABLE: 4", 5", 6", 7", 8", 9", 12", 18", 24"

GIRTH = (A x 2) + (B x 2) + C

A: min. 1"

B: min. 1"

(H): Perpendicular height

NOTE: B = (H) x 1.155