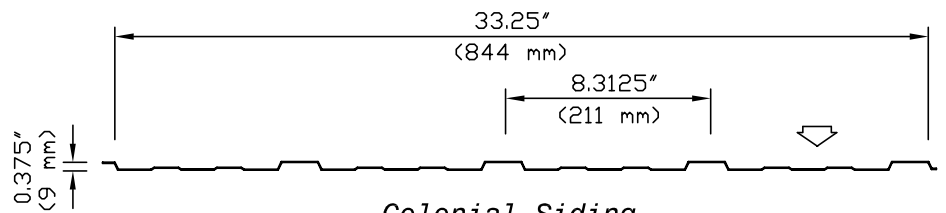
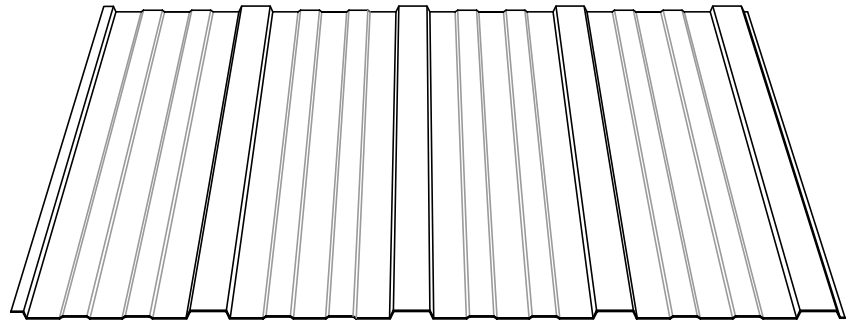


Ideal Roofing's "Colonial" siding offers an alternative to regular residential cladding products. The "Colonial" imitates the old fashion board and batten siding and is sure to beautify and protect your home, cottage, garage, etc.

With ideal Roofing's "Colonial" siding you save both **TIME** and **MONEY**. *Time* because you install full sheets covering 33¼" (844mm) in width that are custom cut to the inch in lengths up to 40' (12.2m) to your convenience. *Money* because the "Colonial" is made economically in wider sections with less waste than most residential sidings.

The "Colonial" is easily fastened over solid or strapped wood backing with Ideal's siding screws. To add a neat finish to your project Ideal offers all the trims and mouldings in matching colours.



Colonial Siding

AVAILABLE MATERIALS

Mill finish Galvanized Steel

- (ASTM-A653 SS grade 33, Z275 (G-90));
- gauges: 30 (.015"/0.38mm thick),
- 28 (.018"/0.46mm thick),
- 26 (.021"/0.54mm thick),
- 24 (.026"/0.66mm thick).

Mill finish Galvalume Steel

- (ASTM-A792 SS grade 33, AZ165);
- gauges: 30 (.015"/0.38mm thick),
- 28 (.018"/0.46mm thick),
- 26 (.021"/0.54mm thick).

Pre-painted Galvanized Steel

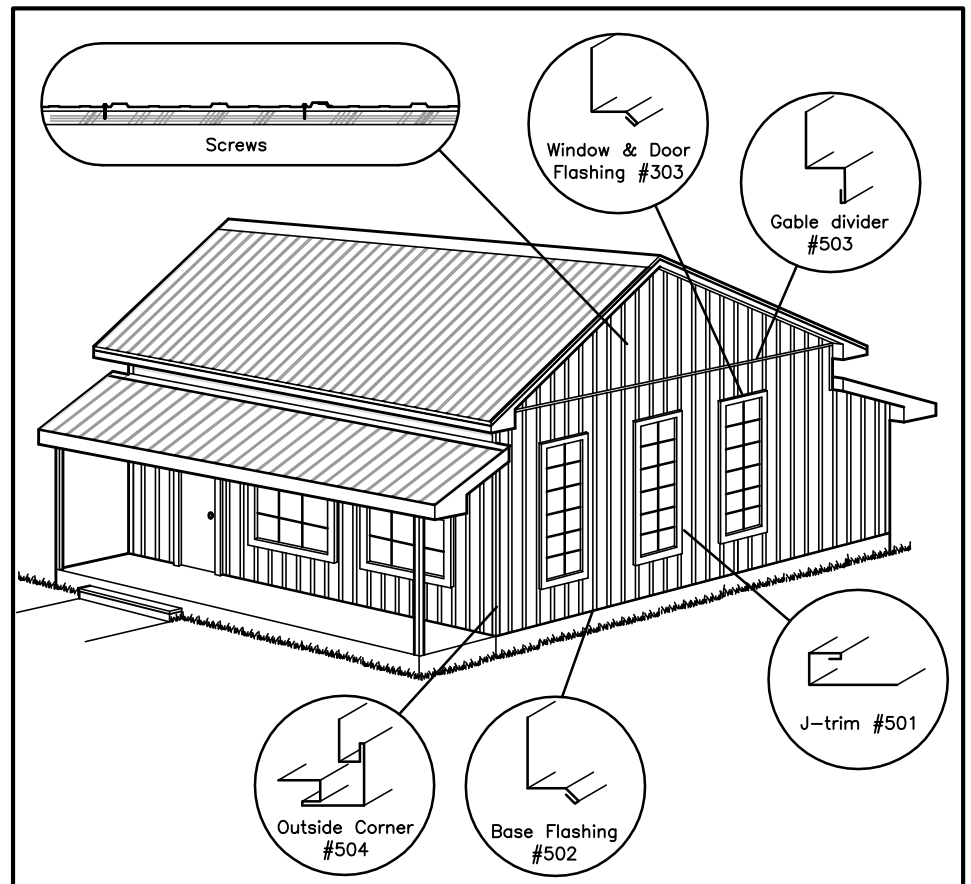
- (ASTM-A653 SS grade 33, Z275 (G-90));
- Perspectra **PLUS**™ Series / Weather XL™;
- see colour chart;
- gauges: 30 (.015"/0.38mm thick),
- 28 (.018"/0.46mm thick),
- 26 (.021"/0.54mm thick),
- 24 (.026"/0.66mm thick).

Aluminum Plain and Diamond Embossed

- gauge: 25 (.0175"/0.44mm thick)

Aluminum Pre-painted White

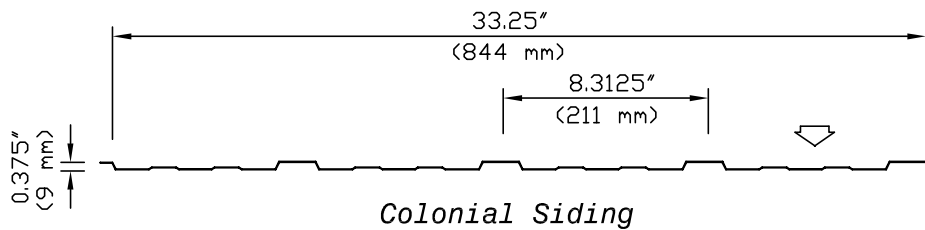
- gauge: 23 (.023"/0.58mm thick)



COLONIAL SIDING AS AN INSIDE LINER PANEL

The “Colonial siding’s” economical 33 ¼” (844mm) coverage and its low 3/8” (9mm) rib make this profile ideal for use as a liner panel inside milking parlours, garages, warehouses, etc.

For this application the “Colonial” is available in plain galvanized or galvalume steel (.015”/0.38mm, .018”/0.45mm and .021”/0.54mm thick), in pre-painted galvanized steel (.015”/0.38mm, .018”/0.45mm and .021”/0.54mm thick) and in aluminum plain (.0175”/0.44mm thick) or pre-painted (.023”/0.58mm thick).



INSTALLATION RECOMMENDATIONS:

- 1) Strapping should be spaced at approximately every 24" (600mm) on center.
- 2) Fasteners should be evenly spaced and at the same height from panel to panel for the best look.
- 3) Trims and mouldings should be installed before fastening the panels.
- 4) Snips and nibblers are ideal for cutting metal siding.
- 5) If using a circular saw, cut only one sheet at a time, exposed side down, away from other sheets and wipe off residue metal from the surface of the sheets.
- 6) During storage, cladding should be kept dry to avoid water stains.
- 7) “Colonial” panels in 30 gauge (.015”/.038mm) longer than 16 feet, are prone to “oil canning” when installed for a ceiling. Heavier gauges are recommended.